

2024
Edition

Gifu City

Garbage Disposal Rules:

How to Properly Separate and Dispose of
Garbage in Gifu City

Plastic containers/
packaging



(Day of the week)

Glass bottles,
cans, PET bottles

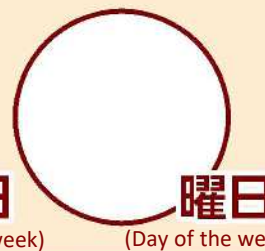


(Day of the week)

Ordinary garbage



(Day of the week)



(Day of the week)

Rules for throwing out spray cans, gas canisters, etc. have changed!

- To prevent accidents, please do not puncture a hole in spray cans, gas canisters, etc. when putting them out for collection.
- Completely empty the contents and put them out on collection days for hazardous items, used cooking oil, etc. **Pg. 10**

Environmental Division 1 Tel. **(058) 214-2831**

Hairspray, gas



Beginning October 1, 2022, you can now make oversized garbage drop off appointments online!

- You can make drop off appointments online. You can scan the QR code to the right to make an appointment (two days from applying and within a month).
- Appointments for household collections still need to be made over the phone.

Oversized Garbage Reception Center Tel. **(058) 243-0530**



The number of crows eating food garbage is increasing!

Please cooperate with using anti-crow nets to prevent animals from getting into garbage.

Rules for Disposing of Garbage in Gifu City

岐阜市のごみ出しのルールを10言語で読むことができます。
QRコード®からダウンロードしてご利用ください。

You can read about Gifu City's rules for disposing garbage in 10 different languages by scanning the QR Code® above and downloading them.

日本語 English 한국어 繁體中文 简体中文
ภาษาไทย Português Español Bahasa Indonesia Tiếng Việt

Catalog Pocket

カタログポケット

Download
the rules
to learn more!



再生紙を使用しています。

Plastic
containers/
packaging,
Pg. 1

Glass
bottles,
cans, PET
bottles,
Pg. 2.

Ordinary
garbage,
Pg. 3

Oversized
garbage
(sodai gomi),
Pg. 4-6

Small
household
appliance
recycling,
Pg. 7

Household
appliances
/computer
recycling,
Pg. 8

Burned-out
fluorescent
light and dead
battery
collection,
Pg. 9

Hazardous
items, used
cooking oil,
etc.
collection,
Pg. 10

Separate
material
collections,
Yanaizu
Material
Collection
Station, Pg. 11

Collection
days

Plastic containers/packaging

Collected once a week

(including public and substitute holidays)

*Collections will stop during January 1-3.

Plastic containers/packaging, Pg. 1

Glass bottles, cans, PET bottles, Pg. 2.

Ordinary garbage, Pg. 3

Oversized garbage (sodai gomi), Pgs. 4-6

Small household appliance recycling, Pg. 7

Household appliances /computer recycling, Pg. 8

Burned-out fluorescent light and dead battery collection, Pg. 9

Hazardous items, used cooking oil, etc. collection, Pg. 10

Separate material collections, Yanaizu Material Collection Station, Pg. 11

Collection days



Plastic mark

Plastic containers/packaging are often used with food and everyday essential items, and they are what is left behind after the contents of the items have been consumed (excluding PET bottles). Eligible items have the recyclable plastic mark to the left on them, so please look for it when unsure.



How to dispose of these items



Please confirm each item has the plastic mark and is empty



Rinse any dirt/contents out with water and then dry items before putting them out.

Do NOT double bag items!



- Please put out materials by **8:30am** on weekly collection days.
- Please put items in **colorless transparent** or **milky white translucent bags**.
- Other cities' designated garbage bags as well as colored bags are not allowed.
- Make sure bags are fully tied shut. ● Items that cannot be cleaned should be put out as ordinary garbage.

Examples of eligible items

- **Plastics that are not containers/packaging, etc. are excluded from this collection.**
- Non-sharp medical goods intended for household consumption (IV tubes, plastic bags, etc.) should be thrown away as **ordinary garbage** even if they have the plastic mark on them.
- Labels, stickers, etc. that are hard to peel off can remain.

Cups




Gelatin containers, egg cartons

Bottles



Cooking oil/detergent bottles, etc.

Tubes



Ketchup and toothpaste tubes, etc.

Bags



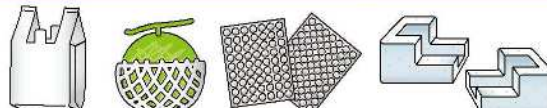
Snack bags, clothing bags, etc.

Other



Trays, PET bottle caps/labels, etc.

Items that usually do not have the plastic mark




Plastic shopping bags, fruit nets, package cushioning, styrofoam, etc.

For large pieces of styrofoam, please cut them into pieces that can fit inside a 45L garbage bag.

Plastics that do not have the plastic mark can still be recycled if they were used for packaging

Requests

Do not put other materials such as ordinary garbage, oversized garbage, etc. for plastic containers/packaging collections.



Plastic straws, spoons, plastic string, plastic containers with contents that can't be cleaned, masks, sponges, etc.



Ordinary garbage



Buckets, hangers, toys, razors, scissors, blue tarp, CDs, CD cases, etc.



Oversized garbage

- Do not under any circumstances put out items that could cause fires such as electronic cigarettes, lighters, lithium batteries, etc. along with plastic containers/packaging.
- Garbage that violates the rules will have a yellow card affixed to it and not collected.
- Plastic (vinyl) tarps used to grow crops cannot be put out as plastic containers/packaging.



Glass bottles, cans, PET bottles

Collected once a week

(including public and substitute holidays)

*Collections will stop during January 1-3.



How to dispose of these items

- Please put out materials by **8:30am** on weekly collection days.
- Please put items in **colorless transparent** or **milky white translucent bags**.
- Please put glass bottles, cans, and PET bottles **in separate bags** (do not mix different types of materials).
- **Please be sure to remove all caps and labels.**
- **Garbage (bags) that does not follow rules will have a yellow card affixed to it and not be collected.**
- ❗ **Other cities' designated garbage bags as well as colored bags are not allowed.**
- ❗ **Make sure bags are fully tied shut.**
- ❗ **Do not double bag any items.**

Plastic containers/
packaging,
Pg. 1

Glass
bottles,
cans, PET
bottles,
Pg. 2.

Ordinary
garbage,
Pg. 3

Oversized
garbage
(sodai gomi),
Pgs. 4-6

Small household
appliance
recycling,
Pg. 7

Household
appliances
/computer
recycling,
Pg. 8

Burned-out
fluorescent
light and dead
battery
collection,
Pg. 9

Hazardous
items, used
cooking oil,
etc.
collection,
Pg. 10

Separate
material
collections,
Yanaizu
Material
Collection
Station, Pg. 11

Collection
days

Glass bottles

Please dispose of glassware (glass cups, plates, etc.) and ceramics as oversized garbage (sodai gomi)

Remove caps from glass bottles before disposing of them.



Wash the insides out with water.

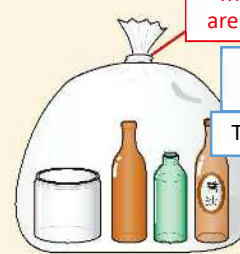
*Bottles too dirty to be cleaned should be disposed of as oversized garbage instead.

Do NOT double bag items!

Make sure bags are fully tied shut.

Transparent bags

Translucent bags



Cans



❗ 18L drums and oil/paint buckets should be disposed of as oversized garbage.

*Items too dirty to be cleaned should be disposed of as oversized garbage instead.

Wash the insides out with water.

Do NOT double bag items!

Make sure bags are fully tied shut.

Transparent bags

Translucent bags



PET bottles

❗ Dispose of caps and labels as plastic containers/packaging, **Pg. 1**



*Items too dirty to be cleaned should be disposed of as ordinary garbage instead.



Rinse out the insides with water

❗ Flatten bottles from their sides as much as you can



*Flattening the bottles makes it easier to remove their labels.

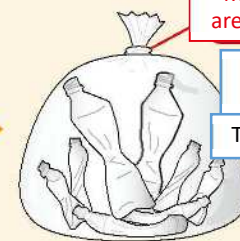
*You can leave the plastic ring that remains after removing the inner cap and cap of soy sauce bottles, etc.

Do NOT double bag items!

Make sure bags are fully tied shut.

Transparent bags

Translucent bags



Things to be aware of

- **Spray cans, gas canisters, etc. should have their contents completely emptied** and be put out during collection days for hazardous objects, used cooking oil, etc. whenever possible **Pg. 10**
- If putting spray cans, gas canisters, etc. out for can collections, please make sure to completely empty their contents.
- Caps and labels from PET bottles should be disposed of as plastic containers/packaging. **Pg. 1**
- You can dispose of metal caps in oversized garbage (sodai gomi) disposal bags. **Pg. 5**
- Do not take cans away from the collection area.

Ordinary Garbage

Collected twice a week

(including public and substitute holidays)

*Collections will stop during January 1-3

Plastic containers/
packaging,
Pg. 1

Glass
bottles,
cans, PET
bottles,
Pg. 2.

Ordinary
garbage,
Pg. 3

Oversized
garbage
(sodai gomi),
Pgs. 4-6

Small
household
appliance
recycling,
Pg. 7

Household
appliances
/computer
recycling,
Pg. 8

Burned-out
fluorescent
light and dead
battery
collection,
Pg. 9

Hazardous
items, used
cooking oil,
etc.
collection,
Pg. 10

Separate
material
collections,
Yanaizu
Material
Collection
Station, Pg. 11

Collection
days



How to dispose of these items

- Please put out materials by **8:30am** on weekly collection days.
- Please put items in **colorless transparent** or **milky white translucent bags**.
- **You can double bag ordinary garbage.**

- ❗ Other cities' designated garbage bags as well as colored bags are not allowed.
- ❗ Make sure bags are **fully tied shut**.
- ❗ Please help keep your garbage station clean by **making it difficult for crows to get into your garbage**.



*You can confirm with your neighborhood association where your garbage station is

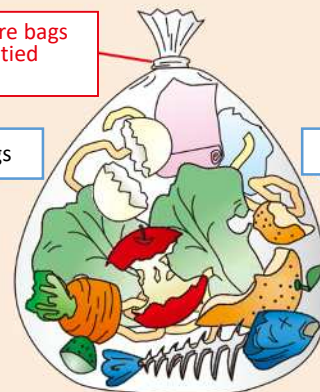


Please drain as much water as possible before putting food scraps out.

Make sure bags are fully tied shut.

Transparent bags

Translucent bags



Lighters, match sticks, products containing mercury (mercury thermometers, mercury blood pressure gauges, etc.), and lithium-ion batteries should **never** be disposed of as ordinary garbage.

P10



For thin branches (3cm diameter or less), leaves, etc. from garden pruning, cut them into 30cm or shorter pieces and bag them (larger branches, wood/wood products, etc. need to be put out as oversized garbage (sodai gomi)). **Pg. 4**



Please first flush any contents down the toilet before putting paper diapers into garbage bags.

Things to be aware of

- For major cleaning days, garden pruning, or other times when you temporarily have to put out large amounts of garbage, please only put out **a maximum of three bags in addition** to your normal amount per collection day.
- If you cannot keep the garbage around between collection days, either bring the bags to the garbage facility yourself or have one of the licensed garbage disposal companies pick it up. (Contact: Environmental Division 1) **Pg. 19**
- Please do not dispose of items containing metal as ordinary garbage.
- For cardboard, paper products (newspapers, magazines, etc.), old clothes, etc., please put them out during your area's separate material collection or bring them to a material collection station. **Pg. 11**
- Non-sharp medical goods such as IV tubes, plastic bags, etc. should be disposed of as ordinary garbage.



Any garbage (bag) that does not follow rules will have a yellow card affixed to it and not be collected.

Oversized Garbage (sodai gomi)

Prior reservation required in all cases

*You cannot drop off or make a request to have items picked for Saturdays, Sundays, public/substitute holidays, and December 29 - January 3. However, you can drop off items during the 4th Saturday of the month and the following Sunday.



Drop off/collection dates and times

Drop off days and times

Mon. – Thurs, 9:00am-12:00pm, 1:00pm – 4:00pm
Fri. 9:00am-11:00am

Households can also drop off oversized garbage during the **4th Saturday of the month and the following Sunday** (a reservation will need to be made the Friday before at the latest).

Drop off times

9:00am – 12:00pm, 1:00pm – 4:00pm



QR code for oversized garbage online reservations

Household pickups

Mon. – Fri. (please put out by 8:30am on the day you made a reservation for)

Plastic containers/
packaging,
Pg. 1

Glass
bottles,
cans, PET
bottles,
Pg 2.

Ordinary
garbage,
Pg. 3

Oversized
garbage
(sodai gomi),
Pg. 4-6

Small
household
appliance
recycling,
Pg. 7

Household
appliances
/computer
recycling,
Pg. 8

Burned-out
fluorescent
light and dead
battery
collection,
Pg. 9

Hazardous
items, used
cooking oil,
etc.
collection,
Pg. 10

Separate
material
collections,
Yanaizu
Material
Collection
Station, Pg. 11

Collection
days

1. Make a reservation with the Oversized Garbage Reception Center (for drop offs and household pickups)

If making a reservation for 2 days later – within 1 month, **please use the online system.**

Oversized Garbage Reception Center

(058) 243-0530

For those who have difficulties hearing or speaking, **FAX: (058) 267-4458**

Available days and times:

Mon. – Fri. (excluding public/substitute holidays, December 29 - January 3) 8:30am – 5:00pm

- The center receives more phone calls than usual during days following public holidays, December, and the end of the fiscal year, so please make reservations early.
- The center does not accept applications from organizations, groups, etc.

2. Buy the necessary oversized garbage disposal bags/stickers as directed by Gifu City

- Affix the above sticker(s) to the items you would like to dispose of or put the items in a Gifu City oversized garbage disposal bag.
- Be sure to **write your name** on oversized garbage disposal stickers/bags before using them!
- You can confirm which stores sell oversized garbage
- Disposal bags/stickers on Gifu City's website or with the Oversized Garbage Reception Center.



Drop offs

Household pickups

3. Directly bring items to a collection facility

- Those dropping off oversized garbage should unload it themselves to prevent accidents, etc.
- Vehicles capable of carrying 2t or more, long body/container vehicles, and tow trucks are not permitted.
- **Transporting others' garbage without the city's permission is illegal.**
- Do not use businesses that collect garbage without the city's permission.

3. Having items picked up

- Items will be collected between 8:30am – 4:00pm (you do not need to be present)
- You can have **up to 20 items** collected at a time.
- You cannot make same day reservations.
- Items inside residences will not be collected/brought outside for collection.
- **We can only collect oversized garbage from households.** (Please directly drop it off at a collection station on a weekday or hire a business that has permission from the city to collect oversized garbage).
- **City workers have a schedule that lets them efficiently pick up oversized garbage from many households throughout the city, so you cannot designate a time for them to come.**

Tobu Collection Facility, 6-401 Akutami, Gifu City



Hokuseibu Collection Facility, 1-3 Terada, Gifu City



Nanbu Collection Facility, 4-266-1 Sakaigawa, Gifu City



Oversized Garbage (sodai gomi) Disposal Bags

45L, roughly 77cm/64cm

Household pickups: ¥420/bag

Drop offs: ¥210/bag

Items that can be disposed of in oversized garbage disposal bags:

Only oversized garbage disposal bags designated by the city allowed

Burnable/non-burnable garbage that fits in a bag (that which cannot be collected during normal collections), electric appliances (excluding recyclable items), non-recyclable plastics, video tapes, CDs, wooden items, misc. daily goods, pottery (tableware), glass products, cooking utensils, metal products, toys, bags, shoes, curtains, hangers, buckets, etc.

- ❗ **Be sure to write your name on oversized garbage disposal bags and fully tie them shut.**
- ❗ **Make sure bags can be carried using both hands.**
- ❗ You can throw away items that have a specific disposal cost in oversized garbage disposal bags if they fit.
- ❗ If disposing of knives, glassware, eating utensils, etc., please tape them, etc. to prevent bags from ripping.
- ❗ For items that cannot fit in a disposal bag, please affix disposal stickers of the appropriate value to them.
- ❗ If using the old ¥200 or ¥400 disposal bags, please affix enough ¥10 stickers to make up the amount.

Things that cannot be disposed of in oversized garbage disposal bags:

- Things the city cannot dispose of (gas canisters, fire extinguishers, batteries, building materials/industrial waste, etc.)
- Recyclable items (computers, recyclable household appliances, etc.) [Pg. 7, 8](#)
- Debris, concrete items (blocks, clothesline weights, etc.)
- Bowling balls, roof tiles, fireproof safes
- Rocks (garden stones, crushed stones, pebbles, etc.)
- Gravel, sand, soil
- Spray cans, matches, lighters, lithium-ion batteries, and items that could explode or combust [Pg. 10](#)
- Items containing mercury, such as thermometers [Pg. 10](#)

Concrete item household pickups

Prior reservation required

*Unavailable on Saturdays, Sundays, public and substitute holidays, and December 29 – January 3

Bricks, concrete items (blocks, clothesline weights, etc.), bowling balls, pickling weights, roof tiles, fireproof safes, etc. **are collected separately from oversized garbage.**

***For household collections only**



Steps to have items collected

1. Make a reservation with the Oversized Garbage Reception Center.
2. Receive instruction for what to do the day of the collection, etc.
3. Items will be weighed, and you will be charged ¥210/10kg.

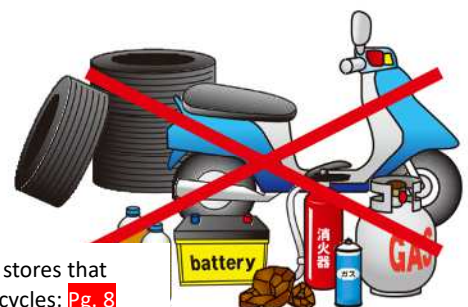


- **You will need to be present the day for the collection, so please be home when items are weighted and collected.**
- Only 200kg can be collected at a time with individual items not allowed to exceed 80kg in weight. Rocks, sand, dirt, etc. will not be collected.
- Items will not be collected from indoors/brought out for collection.

Items the City Cannot Dispose of

- Gas cylinders, fire extinguishers, oil (excluding used household cooking oil), and other hazardous items
- Automotive parts (tires, wheels, batteries, etc.)
- Motorcycles exceeding a 50cc displacement, agricultural machines
- Pianos, boilers
- Pesticides, toxic substances, strong medicines, solvents, etc.
- Building materials/construction waste, etc.
- Rocks, sand, dirt

- Please inquire how to dispose of the above items with manufacturers, stores that handle them, or disposal specialists. *For fire extinguishers and motorcycles: [Pg. 8](#)
- Rocks, sand, and dirt are not waste materials, so please contact a specialist to dispose of them.



Plastic containers/
packaging,
Pg. 1

Glass
bottles,
cans, PET
bottles,
Pg. 2.

Ordinary
garbage,
Pg. 3

Oversized
garbage
(sodai gomi),
Pgs. 4-6

Small
household
appliance
recycling,
Pg. 7

Household
appliances
/computer
recycling,
Pg. 8

Burned-out
fluorescent
light and dead
battery
collection,
Pg. 9

Hazardous
items, used
cooking oil,
etc.
collection,
Pg. 10

Separate
material
collections,
Yanaizu
Material
Collection
Station, Pg. 11

Collection
days

Plastic
containers/
packaging,
Pg. 1

Glass
bottles,
cans, PET
bottles,
Pg 2.

Ordinary
garbage,
Pg. 3

Oversized
garbage
(sodai gomi),
Pgs. 4-6

Small
household
appliance
recycling,
Pg. 7

Household
appliances
/computer
recycling,
Pg. 8

Burned-out
fluorescent
light and dead
battery
collection,
Pg. 9

Hazardous
items, used
cooking oil,
etc.
collection,
Pg. 10

Separate
material
collections,
Yanaizu
Material
Collection
Station, Pg. 11

Collection
days

粗大ごみの予約・料金のお問い合わせ先

Oversized Garbage Reception Center

☎ (058) 243-0530

Things to be aware of

- Please remove fuel from oil stoves, fan heaters, etc.
- Please remove batteries from household appliances and fluorescent light tubes from light fixtures. Put these in your community's dead battery/burned out fluorescent light tube collection box. Pg. 9
- Please see Pg. 8 if disposing of computers and recyclable household appliances (air conditioning units, TVs, electric refrigerators, freezers, laundry machines/dryers)
- For items not listed on the list of disposable items, please contact the Oversized Garbage Reception Center.
- Lithium-ion batteries should be put out on collection days for hazardous items, used cooking oil, etc. Pg. 10

Plastic containers/
packaging,
Pg. 1

Glass
bottles,
cans, PET
bottles,
Pg. 2.

Ordinary
garbage,
Pg. 3

Oversized
garbage
(sodai gomi),
Pgs. 4-6

Small
household
appliance
recycling,
Pg. 7

Household
appliances
/computer
recycling,
Pg. 8

Burned-out
fluorescent
light and dead
battery
collection,
Pg. 9

Hazardous
items, used
cooking oil,
etc.
collection,
Pg. 10

Separate
material
collections,
Yanaizu
Material
Collection
Station, Pg. 11

Collection
days

Regarding Small Household Appliance Recycling

Small household appliances contain useful precious and rare metals. Recycling them allows us to reuse those materials, and you can find collection boxes in Gifu City Hall, community centers, or wherever else your community has designated.

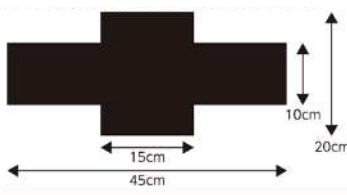
Eligible items (limited to items that can fit into the collection box)

- 1 Mobile phones
- 2 PHS devices
- 3 Laptop computers (including tablets)
- 4 Digital cameras
- 5 Video cameras
- 6 MiniDisc players
- 7 Digital audio players (flash memory storage)
- 8 Digital audio players (hard disk storage)
- 9 CD players
- 10 Tape recorders
- 11 IC recorders
- 12 Electronic dictionaries
- 13 Home game consoles
- 14 Mobile game consoles



Collection box slot size

You can put any of the following items in collection boxes if they fit. Those that don't should be disposed of as oversized garbage.



- 15 ETC in-vehicle units
- 16 VICS onboard units
- 17 Radios
- 18 DVD recorders
- 19 DVD players
- 20 Hard disk recorders
- 21 Blu-Ray recorders
- 22 Blu-Ray players
- 23 Video tape recorders
- 24 Car navigation units
- 25 Car stereos
- 26 Telephones
- 27 Fax machines
- 28 Film cameras



*Including corresponding AC adapters, etc.

Collection Box Locations

Tobu Oversized Garbage Collection Facility	6-401 Akutami	Mon. – Thurs. (9:00am – 4:00pm) Fri. (9:00am – 11:00am)
Nanbu Oversized Garbage Collection Facility	4-266-1 Sakaigawa	*Excluding December 29 – January 3 and public holidays
Hokuseibu Oversized Garbage Collection Facility	1-3 Terada	*Also available on the 4 th Saturday of the month and proceeding Sunday
Gifu City Hall	40-1 Tsukasa-machi	Weekdays, weekends, and public holidays (8:00am – 8:00pm) *Excluding December 31 – January 3
Tobu Community Center	4-80 Akutami	Time open 9:00am – 9:00pm Days closed ● Mondays (the next weekday if a public holiday) ● The New Year's period (December 29 – January 3)
Seibu Community Center	1-105 Shimoukai	
Hokubu Community Center	1-11-13 Yashiro	
Nanbu Community Center	1-20 Kano Jonandori	
Nikko Community Center	9-1-3 Nikko-cho	
Nagamori Community Center	1-2-1 Maeisshiki	
Ichihashi Community Center	6-13-25 Ichihashi	
Hokutobu Community Center	6-1 Fukutomi Mukaeda	

*These can also be put out during collection days for hazardous items, used cooking oil, etc. Pg. 10

*Small household appliances not listed should be thrown out as oversized garbage Pg. 4 or using the organizations listed on Pg. 8

Regarding the protection of personal information

The utmost care will be taken to protect your personal information by destroying hard drives, etc. in items dropped off in collection boxes (they will have a hole punctured through them) and be recycled at a recycle plant approved by the national government.

Regarding laptop computers

Starting from October 2003, computers sold for individual use have been labeled with a PC recycle mark. Please note that even computers without this mark can still be dropped off into collection boxes, however, computers that have already had recycle fees paid cannot have said fees be refunded. You may also use computer recycling instead of collection boxes. Pg. 8

Recycling Items Subject to the Home Appliance Recycling Act



Eligible items



Air conditioners



TVs (CRT)



LCD/Plasma TVs



Insulated storage



Refrigerators, freezers, coolers, insulated storage boxes (reionko)



Washing/drying machines

For question about eligible/ineligible items, please ask companies that make them.

Association for Electric Home Appliances Home Appliance Recycling Ticket Center

☎ 0120 - 319640

Times available: 9:00am - 6:00pm
(excluding Sundays and public holidays)
Fax: 03-3903-7551

Website: <http://www.rkc.aeha.or.jp>

- If replacing a new appliance and know the store the old one was purchased at
➡ Ask the store the old one was purchased at to recycle the old appliance

- If not replacing an old appliance, etc.

Recycling fees vary depending on the maker, item, size, etc., so please confirm them with the above Home Appliance Recycling Ticket Center.

Please buy recycling tickets at a post office before recycling items.

Method 1

Bring items to be recycled to designated handling businesses (does not require any oversized garbage disposal fees)



Method 2

Request Gifu City to pick up and recycle items on your behalf (oversized garbage disposal fees required)

Where to apply: Oversized Garbage Reception Center, ☎ (058) 243-0530

- ❗ You will also need to pay for Gifu City oversized garbage disposal fees in addition to the recycling ticket fees.
- ❗ In principle, you will need to be present when items are collected.

Computer Recycling

Computers are usually collected and recycled by the companies that manufactured them.



Eligible items



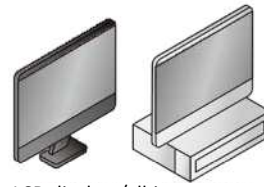
Desktop computers



Laptop computers



CRT displays/all-in-one computers



LCD displays/all-in-one computers

Laptop computers can also be collected in small household appliance collections

Method 1

Have items collected by the companies that made them

Please direct any questions to specific manufacturers or PC3R.

Method 2

Have your item collected by a delivery company

Please do so by applying with **Renet Japan Recycling**.

- Apply online for a collection.
- One bag can be collected for free if it contains a computer (laptop, computer tower, etc.). Printers and other peripheral devices that cannot be collected in the city's small household appliance collection box can also be put out for collection.
- For more information regarding eligible items, collection fees, etc. please visit Renet Recycling Japan's website.

*PCs with CRT displays require a fee to be picked up.

Contact

PC3R Promotion Association

<http://www.pc3r.jp>

TEL 03-5282-7685 FAX 03-3233-6091



Contact

Renet Japan Recycling

<https://www.renet.jp>

TEL 0570-085-800

(10am - 6pm (5pm on Sundays/public holidays))

*Navi Dial



Plastic containers/
packaging,
Pg. 1

Glass
bottles,
cans, PET
bottles,
Pg. 2.

Ordinary
garbage,
Pg. 3

Oversized
garbage
(sodai gomi),
Pgs. 4-6

Small
household
appliance
recycling,
Pg. 7

Household
appliances
/computer
recycling,
Pg. 8

Burned-out
fluorescent
light and dead
battery
collection,
Pg. 9

Hazardous
items, used
cooking oil,
etc.
collection,
Pg. 10

Separate
material
collections,
Yanaizu
Material
Collection
Station, Pg. 11

Collection
days

Additional Types of Recycling

Fire extinguishers (Fire Extinguisher Recycling Promotion Center) ☎ 03-5829-6773

Two-wheeled vehicles (Two-wheeled Vehicle Recycling Call Center) ☎ 050-3000-0727



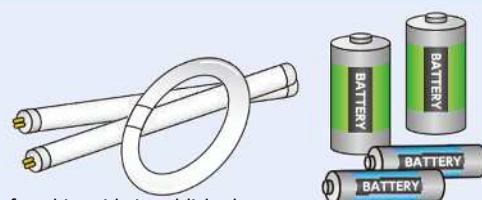
Burned Out Fluorescent Lights/ Dead Batteries

For households



How to put these out for collection

Each region in Gifu City has its own collection box for the above items. You bring the items to put in the collection box during hours when the facilities that have them are open.



Collection Box Locations *Collection box locations may change after this guide is published

Region	Location (address)	Region	Location (address)
Aikawa	Aikawa Public Hall (3-3-1 Kano)	Shima	Hokubu Plant (6-3-25 Nishi Nakajima)
Akanabe	Akanabe Public Hall (4-126-2 Akanabe Shinsho)	Josei	Josei Public Hall (1-1 Kayaba Higashi-machi)
Akutami	Gifu City Hall Tobu Branch Office (4-64 Akutami)	Soden	Soden Public Hall (2-35 Gakuen-cho)
	Oibora Environmental Office (6-394 Akutami)	Tetsumei	Tetsumei Public Hall (4-1 Kinpo-cho)
Akutami Higashi	Akutami Higashi Public Hall (1-26-2 Obora Sakuradai)	Tokiwa	Tokiwa Public Hall (838 Kamitsuchii)
Akutami Minami	Akutami Minami Public Hall (3-12-1 Akutami Minamiyama)	Nagamori Kita	Nagamori Community Center (1-2-1 Maeishiki)
Ajiro	Ajiro Public Hall (2-297 Akisawa)	Nagamori Nishi	Nagamori Nishi Public Hall (5-5-1 Kita Isshiki)
Atsumi	Atsumi Public Hall (198-5 Kamikawate)	Nagamori Higashi	Nagamori Higashi Public Hall (2-10-1 Mizukaido)
Ichihashi	Gifu City Hall Nanbu Nishi Branch Office (2-8-18 Ichihashi)	Nagamori Minami	Nagamori Minami Public Hall (5-3-14 Kiridoshi)
	Iwa	Nagara	North of the Nagara Elementary School Gymnasium (259 Nagara)
Iwanoda	Mitahora Public Hall (32-1 Mitahora)	Nagara Nishi	Nagara Nishi Public Hall (2-5-1 Bandai-cho)
Iwanoda Kita	Higashi Awano Public Hall (4-17 Awano Higashi)		Gifu City Hall Hokubu Branch Office (2-6-13 Fukumitsu Higashi)
Uzura	Uzura Public Hall (7-11 Naka Uzura)	Nagara Higashi	Nagara Higashi Public Hall (3-5-1 Nagara Miyaji-cho)
Kagashima	Kagashima Public Hall (2-2-47 Kagashima Nishi)	Nanasato	Nanasato Public Hall (3 Nishikaiden Aza Kawamukai)
Katagata	Katagata Public Hall (443-2 Ajiki)	Noritake	Gifu City Hall Nikko Branch Office (9-1-3 Nikko-cho)
Kano Nishi	Kano Nishi Public Hall (1-1 Kano Takayanagi-cho)		Noritake Public Hall (209-2 Noritake)
	Gifu City Hall Nanbu Higashi Branch Office (1-20 Kano Jonandori)	Bairin	Bairin Public Hall (6-6 Kinryu-cho)
Kayo	Kayo Public Hall (5-11 Kayo)	Hakusan	Hakusan Public Hall (2-1 Hakusan-cho)
Kida	Kida Public Hall (479-5 Kida)	Hikie	Hikie Public Hall (1859-1 Hikie)
	Kida Environmental Office (5-54-1 Kida)	Hino	Hino Public Hall (4-2-6 Hino Nishi)
Kinomoto	Kinomoto Public Hall (1-18 Kinomoto-cho)	Hongo	Hongo Public Hall (3-1 Hongo-cho)
Kyo-machi	Kyo-machi Public Hall (3-19 Kyo-machi)	Honjo	Honjo Public Hall (6-29 Konohana-cho)
Kinka	Kinka Public Hall (1 Daiku-cho)	Misato	Misato Public Hall (2-14-9 Rokujo Higashi)
Kurono	Gifu City Hall Seibu Branch Office (1-88-3 Shimoukai)	Miwa Kita	Miwa Kita Public Hall (356 Kitano Higashi)
	Godo	Miwa Minami	Miwa Minami Public Hall (1034 Taromaru)
Saigo	Saigo Public Hall (4-236 Naka Saigo)	Meitoku	Meitoku Public Hall (11 Meitoku-cho)
Sagiyama	Sagiyama Public Hall (9-12 Sagiyama Kita-machi)	Yanaizu-cho	Gifu City Hall Yanaizu Area Branch Office (1-1 Miya Higashi Yanaizu-cho)

Things to be aware of

- Keep fluorescent light tubes intact when placing them in collection boxes (LED lights, incandescent bulbs, and fluorescent glow starters should be disposed of as oversized garbage).
- Dead batteries should be removed from any bags, etc. and then placed in a collection box.
- Car batteries, etc. should be collected by the stores that sold them or disposal specialists.
- Do not bring oversized garbage (light fixtures, water tanks, glass windows, etc.).
- Button cells (watch batteries, etc.), small rechargeable batteries (lithium-ion, etc.), lighters, matches, etc. should be put out on collection days for hazardous items, used cooking oil, etc. **Pg. 10**

Plastic containers/
packaging,
Pg. 1

Glass
bottles,
cans, PET
bottles,
Pg. 2.

Ordinary
garbage,
Pg. 3

Oversized
garbage
(sodai gomi),
Pgs. 4-6

Small household
appliance
recycling,
Pg. 7

Household
appliances
/computer
recycling,
Pg. 8

Burned-out
fluorescent
light and dead
battery
collection,
Pg. 9

Hazardous
items, used
cooking oil,
etc.
collection,
Pg. 10

Separate
material
collections,
Yanaizu
Material
Collection
Station, Pg. 11

Collection
days

Hazardous items, used cooking oil, etc.

For households

*Also collected during
public/substitute holidays



Examples of eligible items

Electronic cigarettes



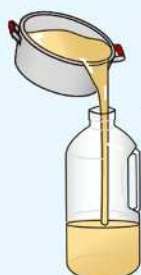
Lighters



Matches



Used cooking oil



Make sure oil is cooled before putting it into a container that won't spill

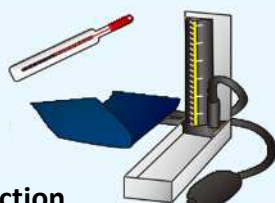
! To prevent accidents, please do not puncture a hole in spray cans, gas canisters, etc. when putting them out for collection.

Spray cans, gas canisters, etc.



No need to puncture a hole

Products containing mercury (mercury thermometers, mercury blood pressure gauges, etc.)



Small rechargeable batteries (lithium-ion, etc.)



Button cell batteries



! Please affix tape over the electrodes (positive and negative ends) of button cell batteries

CO2 gas cartridges



Small household appliances (28 types of items)



How to put these out for collection

Please put out items for collection between **7:00am-11:00am** on the below collection days

- Each community has their collection location setup on collection days where staff will be present to collect items (We do not collect garbage outside of the days listed below, so please only bring items during days that we do).
- Some regions (Atsumi, Kayo, Shima, Josei, Soden, Nagamori Kita, Nagamori Higashi, Hakusan) will have their January collection day towards the end of December instead (please reference the chart below).

Region	Location (address)
Aikawa	Aikawa Public Hall, every 4 th Monday of the month
Akanabe	Akanabe Public Hall, every 1 st Monday of the month
Akutami	Gifu City Hall Tobu Branch Office, every 2 nd Friday of the month
Akutami Higashi	Akutami Higashi Public Hall, every 3 rd Monday of the month
Akutami Minami	Akutami Minami Public Hall, every 3 rd Monday of the month
Ajiro	Ajiro Public Hall, every 2 nd Thursday of the month
Atsumi	Atsumi Public Hall, every 1 st Wednesday of the month and December 28 (Sat)
Ichihashi	Gifu City Hall Nanbu Nishi Branch Office, every 1 st Tuesday of the month
Iwa	Iwa Public Hall, every 2 nd Friday of the month
Iwanoda	Mitahara Public Hall, every 3 rd Thursday of the month
Iwanoda Kita	Higashi Awano Public Hall, every 3 rd Thursday of the month
Uzura	Uzura Public Hall, every 1 st Monday of the month
Kagashima	Kagashima Public Hall, every 4 th Thursday of the month
Katagata	Katagata Public Hall, every 2 nd Thursday of the month
Kano Nishi	Kano Nishi Public Hall, every 1 st Tuesday of the month

Region	Location (address)
Kano Higashi	Gifu City Hall Nanbu Higashi Branch Office, every 1 st Tuesday of the month
Kayo	Kayo Public Hall, every 1 st Wednesday of the month and December 28 (Sat)
Kida	Kida Public Hall, every 2 nd Tuesday of the month
Kinomoto	Kinomoto Public Hall, every 4 th Wednesday of the month
Kyo-machi	Kyo-machi Public Hall, every 3 rd Tuesday of the month
Kinka	Kinka Public Hall, every 3 rd Wednesday of the month
Kurono	Gifu City Hall Seibu Branch Office, every 2 nd Tuesday of the month
Godo	Godo Public Hall, every 4 th Thursday of the month
Saigo	Saigo Public Hall, every 2 nd Thursday of the month
Sagiyama	Sagiyama Public Hall, every 2 nd Wednesday of the month
Shima	Shima Public Hall, every 1 st Thursday of the month and December 30 (Mon)
Josei	Josei Public Hall, every 1 st Thursday of the month and December 30 (Mon)
Soden	Soden Public Hall, every 1 st Thursday of the month and December 30 (Mon)
Tetsumei	Tetsumei Public Hall, every 4 th Wednesday of the month
Tokiwa	Tokiwa Public Hall, every 3 rd Thursday of the month
Nagamori Kita	Nagamori Community Center (2-1 Maeishiki), every 1 st Friday of the month and December 31 (Tue)
Nagamori Nishi	Nagamori Nishi Public Hall, every 2 nd Monday of the month
Nagamori Higashi	Nagamori Higashi Public Hall, every 1 st Friday of the month and December 31 (Tue)

Region	Location (address)
Nagamori Minami	Nagamori Minami Public Hall, every 2 nd Monday of the month
Nagara	Kakuganji Parking Lot, every 4 th Tuesday of the month *1
Nagara Nishi	Nagara Nishi Public Hall, every 3 rd Wednesday of the month
Nagara Higashi	Gifu City Hall Hokubu Branch Office, every 3 rd Wednesday of the month
Nanasato	Nanasato Public Hall, every 4 th Tuesday of the month
Noritate	Gifu City Hall Nikko Branch Office, every 2 nd Wednesday of the month
Noritate	Noritate Public Hall, every 2 nd Wednesday of the month
Bairin	Bairin Public Hall, every 3 rd Tuesday of the month
Hakusan	Hakusan Public Hall, every 1 st Wednesday of the month and December 28 (Sat)
Hikie	Hikie Public Hall, every 4 th Friday of the month
Hino	Hino Public Hall, every 4 th Monday of the month
Hongo	Hongo Public Hall, every 4 th Wednesday of the month
Honjo	Honjo Public Hall, every 4 th Thursday of the month
Misato	Misato Public Hall, every 4 th Friday of the month
Miwa Kita	Miwa Kita Public Hall, every 3 rd Friday of the month
Miwa Minami	Miwa Minami Public Hall, every 3 rd Friday of the month
Meitoku	Meitoku Public Hall, every 3 rd Tuesday of the month
Yanaizu-cho	Gifu City Hall Yanaizu Area Branch Office, every 1 st Monday of the month

Some collection locations may change after this guide is published.

*1 Nagara 167 (150m south of the Nagara Kita-machi Higashi Intersection)

Plastic containers/
packaging,
Pg. 1

Glass bottles,
cans, PET
bottles,
Pg. 2.

Ordinary
garbage,
Pg. 3

Oversized
garbage
(sodai gomi),
Pgs. 4-6

Small
household
appliance
recycling,
Pg. 7

Household
appliances
/computer
recycling,
Pg. 8

Burned-out
fluorescent
light and dead
battery
collection,
Pg. 9

Hazardous
items, used
cooking oil,
etc.
collection,
Pg. 10

Separate
material
collections,
Yanaizu
Material
Collection
Station, Pg. 11

Collection
days

Things to be aware of

- Used cooking oil needs to be put out in a container, so please make sure the lid is tightly shut.
- Engine oil, solid oils, and oil used for commercial purposes cannot be collected.
- Only eligible items can be collected.
- Electronic cigarettes with batteries can both be put out of collection.
- If you do not plan on using compost you made, you can put it out for collection in a transparent or translucent garbage bag if it has fermented for 3 weeks. It will be used for flower boxes in schools, etc.
- Styrofoam, plastic trays, and PET bottle caps should be put out for plastic containers/packaging collection.

Separate Material Collection



You can also confirm these rules using the QR code here.



*Separate material collections are held by local neighborhood association councils, etc. to further promote recycling

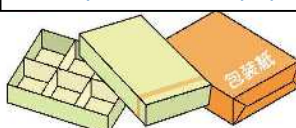
Collected materials (misc. recyclable paper also can be recycled)						
Paper products	1. Newspapers 	2. Flyers/leaflets Those in newspapers, etc.	3. Magazines Magazines, books, notebooks, etc.	4. Cardboard 	5. Paper cartons Milk cartons, etc.	6. Misc. recyclable paper Paper bags, wrapping paper, cardboard (non-corrugated), paper envelopes, copy paper, tissue boxes, used postcards, etc. *For more information, please reference the large misc. paper encyclopedia (in Japanese only)
	Please separate each material and use string to bind each bundle together lengthwise and widthwise. Also be sure to remove any non-paper elements from the materials. For difficult to tie misc. recyclable paper such as snack boxes and envelopes, you can put the material out for collection in paper bags instead.					
Non-paper products	Secondhand clothing Secondhand clothing, underwear, towels, cotton blankets, sheets (For any of these that are ripped or very dirty, please cut the material into strips that are 20cm long and throw them out as ordinary garbage). *For more information, please reference the large secondhand clothing encyclopedia.		Cans, frypans, etc. Aluminum cans, steel cans, food cans, snack cans, etc. Metal frypans, pots, kettles (those coated with enamel/teflon are fine)		Items that cannot be collected during separate material collections	
	Please do not put items out when it is raining or likely to rain. Please put also put items out in a transparent or translucent bags.		Please wash out the inside of cans and put them out in a transparent or translucent bag		Specific paper products Dirty paper, thermal paper (receipts, etc.), carbon paper, oil paper, photos, duct tape, paper cartons with silver-colored insides , cellophane, plastic, etc.	
					Specific secondhand clothes Leather products, futons, floor cushions, pillows, clothing strips, rugs, curtains, slippers, stuffed animals, winter clothing containing cotton/feathers	
					Specific cans, frypans, Earthenware pots, 18L cans, glass pot lids, spray cans, gas canisters, etc.	

Things to be aware of

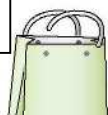
- Collection days and times are listed on separate material collection calendars issued by neighborhood associations (around June). (Also available in Gifu City Hall's Resource Circulation Division, Citizen's Affairs Division, each City Hall branch office and public hall.)
- You can ask your neighborhood association or the group holding collections for your neighborhood about collection locations.**
- You can also use used paper collection boxes at nearby public halls, etc.
- Glass bottles** and PET bottles should be put out during the once-a-week collection for glass bottles, cans, and PET bottles. **Pg. 2**
- Some liquor stores, etc. also collect reusable glass bottles (1-sho (1800mL) bottles, beer bottles, etc.).
- Used postcards are also collected in green boxes located in Gifu City Hall (including its branch offices) and post offices within the city.
- The misc. paper and secondhand clothing encyclopedias are available (in Japanese only) at Gifu City Hall's Resource Circulation Division, Gifu City's website, and public halls throughout the city.



Examples of misc. paper



Paper boxes/package



Paper bags (remove non-paper handles)



Printed paper

(printed materials from school, leaflets (besides those in newspapers), etc.)



Calendars, sketchbooks

Remove any metal parts (these can be disposed of as oversized garbage)



Toilet paper cores

Yanaizu Material Collection Station

Materials collected

Paper products/secondhand clothing

Groups to sort each material into

Newspapers	Magazines	Paper cartons
Flyers	Cardboard	Misc. paper
Secondhand clothing		

How to drop off materials

- Rinse out the insides of paper cartons, cut them open to the point that they become flat
- Please tie materials of the same type together lengthwise and heightwise using string.
- Misc. paper can be dropped off in paper bags
- Please put secondhand clothing in transparent or translucent bags

*Only eligible paper products/secondhand clothing can be dropped off

- Address: 1-5, Shimosaba, Yanaizu-cho, Gifu City (to the west of the Yanaizu Lifelong Learning Center)
- Hours open: 9:00am - 4:00pm

Days closed Thursdays

(excluding Thursdays that are public holidays or those during December 28 - 30)

The New Year's period
(December 31 - January 4)

- Used ink cartridges can also be dropped off at the Yanaizu Material Collection Station or the collection box on the 1st floor of Gifu City Hall

Contact regarding separate material collections and the Yanaizu Material Collection Station:



Resource Circulation Division: Tel. (058) 214 - 2179

Plastic containers/
packaging,
Pg. 1

Glass
bottles,
cans, PET
bottles,
Pg. 2.

Ordinary
garbage,
Pg. 3

Oversized
garbage
(sodai gomi),
Pgs. 4-6

Small
household
appliance
recycling,
Pg. 7

Household
appliances
/computer
recycling,
Pg. 8

Burned-out
fluorescent
light and dead
battery
collection,
Pg. 9

Hazardous
items, used
cooking oil,
etc.
collection,
Pg. 10

Separate
material
collections,
Yanaizu
Material
Collection
Station, Pg. 11

Collection
days

We request your cooperation with properly disposing of garbage !

Items with hazardous substances, those with a high flammability/explosion risk, etc. **could cause huge accidents.**
Please dispose of materials properly to avoid causing these.



Digital camera that caught on fire (due to internal lithium-ion battery)

Source: Japan Containers and Packaging Recycling Association



Dispose of these items on hazardous item, used cooking oil, etc. collection days, **Pg. 10**



Mercury thermometers, mercury blood pressure gauges

- ❗ Please affix tape to the electrodes (positive and negative) on button cells
- ❗ Household appliances such as electronic cigarettes that have internal rechargeable batteries should be disposed of on collection days for hazardous goods, used cooking oil, etc. Items eligible for small household appliances collections can be disposed of in collection boxes for them, **Pg. 7**

Please be aware of the following for glass bottles, cans, and PET bottles



Put glass bottles, cans, and PET bottles each in separate bags when putting them out for collection.



Remove caps and labels and put them out for plastic containers/packaging collection.

If you or anyone in your household has gotten infected or thought to be infected with COVID-19, please make sure to do the following when disposing of items

1. Line trash cans with garbage bags and dispose of garbage before the cans get full.



2. Be careful to not directly touch the garbage.
Fully tie garbage bags shut after removing the air from the inside. If any of the garbage touches the outside of the bag or the bag rips, please double bag your garbage.



3. Thoroughly wash your hands with soap and water after putting garbage out for collection.



Do not burn any garbage outside!

Burning garbage outside is a nuisance to others by making them unable to open their windows due to the smoke/smell, the smell sticking to laundry being dried outside, and aggravating asthmatic symptoms. Please do not burn cut grass, tree clippings etc. outside and follow the rules to dispose of them safely.



Ban on outdoor garbage burning
(Gifu City Website)

Contact list

- Plastic containers and packaging, glass bottles, cans, PET bottles, hazardous items, used cooking oil
Material Management Team, Environmental Division 1, Environmental Department ☎058-214-2831
- Ordinary garbage
Waste Management Team, Environmental Division 1, Environmental Department ☎058-265-3983
- Burned-out fluorescent light tubes, dead batteries, small household appliances
Illegal Disposal Prevention Team, Environmental Division 1, Environmental Department ☎058-214-2418
- Oversized garbage (sodai gomi)
Oversized Garbage Reception Center ☎058-243-0530
- Separate material collections, Yanaizu Material Collection Station, cardboard composting
Resource Circulation Division, Environmental Department ☎058-214-2179
- Outdoor garbage burning
Industrial Wastes Guidance Division, Environmental Department ☎058-214-2169