

Separate Collection of Plastic Containers/Packaging Will Begin Starting from April 2022

What are considered plastic containers/packaging?

Plastic containers/packaging are often used with food and everyday essential items, and they are what is left behind after the contents of the items have been consumed (excluding PET bottles)



★ Recyclable plastic mark



Packages leftover after the contents have been consumed



Empty containers

Steps to recycling plastic containers/packaging

Step 1 Confirm that the item has the above recyclable plastic mark on it

Step 2 Use up the rest of the contents and fully clean out the inside

Please **lightly rinse off any items** that have any remaining contents or dirt on them and **remove any moisture** on them before putting them out for collection.



- Only visible dirt, etc. needs to be removed
- You do not need to wash items with soap
- Paper labels that are difficult to remove can be left on.

Items such as those in the following conditions cannot be recycled



Unwashed ketchup tubes



Unwashed toothpaste tubes



Dirty trays



Dirty bento boxes

*Items that cannot be cleaned should be put out for regular collection

Step 3

③ Please put out materials by 8:30am on the weekly designated collection day.

*For further details, please check the Rules for Disposing Garbage in Gifu City, Gifu City's website, etc.



- Please throw away items in colorless transparent bags or milky white translucent bags.
- Please make sure that the ends of bags are tightly closed.
- Please take steps to prevent your trash from getting blown away.

<Contact>





Environmental Division 1, Environmental Department, Gifu City
Tel.: 058-214-2418 Email: kankyo-1k@city.gifu.jp




Published on October 2021

Plastic packages/containers that can be recycled

| | | |
|--|--|---|
| <p>Cups, cartons, etc.</p>  <p>Egg cartons Natto packages</p> | <p>Bottles</p>  <p>Cooking oil bottles Detergent bottles</p> | <p>Tubes</p>  <p>Ketchup tubes Toothpaste tubes</p> |
|  <p>Instant noodle cups Bento boxes</p> | <p>Trays</p>  <p>White trays Color trays</p> | <p>Caps/labels</p>  <p>PET bottle caps PET bottle labels</p> |
| <p>Bags/wrapping</p>  <p>Snack bags Plastic bags Plastic food wrap</p> | <p>Misc. plastics</p>  <p>Fruit nets, etc. Styrofoam Medicine packaging</p> | |

Plastics that cannot be recycled

| | | | |
|---|--|---|--|
|  <p>Plastic string</p> |  <p>Spoons, forks</p> |  <p>Straws</p> | |
| <p>Throw out the above during regular collection days</p> | | | |
|  <p>Buckets</p> |  <p>CD/CD cases</p> |  <p>Toys</p> |  <p>Hangers</p> |
| <p>Throw these items out as oversized garbage (sodai gomi)</p> | | | |

| | | | |
|--|---|---|---|
|  <p>Lighters</p> |  <p>Lithium-ion batteries</p> |  <p>Razors, scissors</p> |  <p>Syringes</p> |
| <p>The following can be dangerous! Please make sure that none of these get mixed in with other garbage.</p> <ul style="list-style-type: none"> • Lighters and lithium-ion batteries should be put out on the monthly collection day for used cooking oil, etc. • Razors and scissors should be thrown out as oversized garbage. • You can give syringes to your primary care doctor or a drug store. | | | |

Frequently asked questions

- Q** Does the city hold separate collections for plastics that do not have a recyclable plastic mark on them?
- A** No, the city does not currently (please dispose of these as oversized garbage).
- Q** How much should I wash out containers/packaging whose insides cannot be washed?
- A** Use up the contents until nothing comes out anymore, and then wash the mouth with water.
- Q** What should I do if I have multiple materials mixed together?
- A** If all of the items have the recyclable plastic mark on them, you can put them out in the same bag.



If you no longer need this flyer, please recycle it with other misc. paper during separate material collections provided by your neighborhood association.